
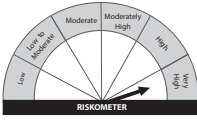




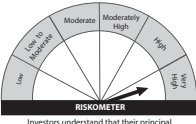
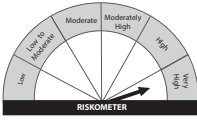
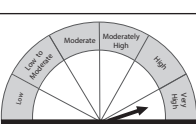


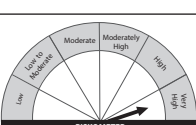
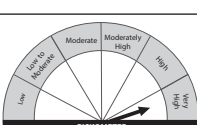

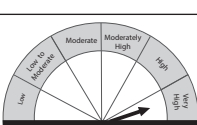


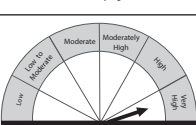
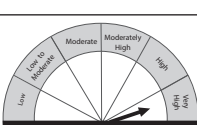


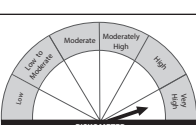


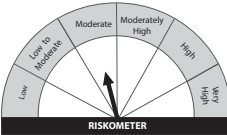

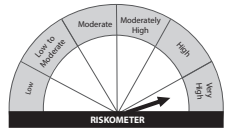




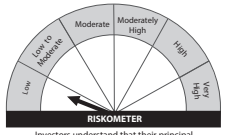
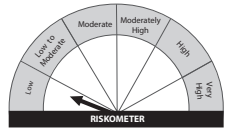

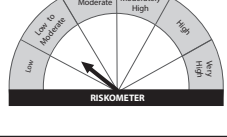

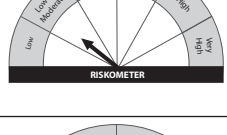

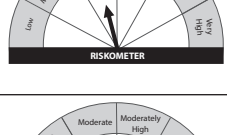
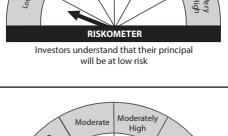
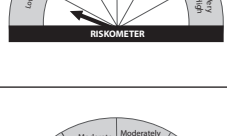
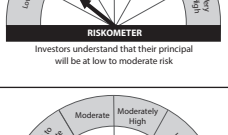
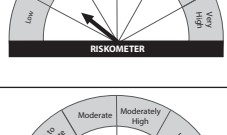
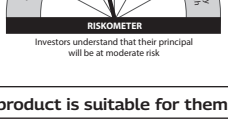



Scheme Name and Type	Product Suitability	Scheme Riskmeters	Scheme Benchmark	Benchmark Riskmeters
	This Product is Suitable for investors who are seeking*			
Mahindra Manulife ELSS Tax Saver Fund (An open ended equity linked savings scheme with a statutory lock in of 3 years and tax benefit)	<ul style="list-style-type: none"> ● Long term capital appreciation ● Investment predominantly in equity and equity related securities. 		Nifty 500 TRI	
Mahindra Manulife Multi Cap Fund (Multi Cap Fund - An open-ended equity scheme investing across large cap, mid cap, small cap stocks)	<ul style="list-style-type: none"> ● Medium to Long term capital appreciation. ● Investment predominantly in equity and equity related securities including derivatives. 		Nifty 500 Multicap 50:25:25 TRI	
Mahindra Manulife Mid Cap Fund (Mid Cap Fund - An open ended equity scheme predominantly investing in mid cap stocks)	<ul style="list-style-type: none"> ● Long term capital appreciation ● Investment predominantly in equity and equity related securities including derivatives of mid cap companies. 		Nifty Midcap 1.50 TRI	
Mahindra Manulife Consumption Fund (An open ended equity scheme following Consumption theme)	<ul style="list-style-type: none"> ● Long term capital appreciation ● Investment predominantly in equity and equity related securities including derivatives of entities engaged in and/ or expected to benefit from the consumption led demand in India. 		Nifty India Consumption TRI	
Mahindra Manulife Large Cap Fund (Large Cap Fund - An open ended equity scheme predominantly investing in large cap stocks)	<ul style="list-style-type: none"> ● Long term capital appreciation ● Investment predominantly in equity and equity related securities including derivatives of large cap companies. 		Nifty 100 TRI	
Mahindra Manulife Large & Mid Cap Fund (Large & Mid Cap Fund- An open ended equity scheme investing in both Large cap and Mid cap stocks)	<ul style="list-style-type: none"> ● Long term wealth creation and income ● Investment predominantly in equity and equity related securities of large and mid cap companies 		Nifty Large Midcap 250 TRI	
Mahindra Manulife Focused Fund (An open ended equity scheme investing in maximum 30 stocks across market caps (i.e Multi Cap))	<ul style="list-style-type: none"> ● Long term capital appreciation ● Investment in equity and equity related instruments in concentrated portfolio of maximum 30 stocks across market capitalization 		Nifty 500 TRI	
Mahindra Manulife Flexi Cap Fund (An open ended dynamic equity scheme investing across large cap, mid cap, small cap stocks)	<ul style="list-style-type: none"> ● Long term capital appreciation. ● Investment in diversified portfolio of equity & equity related instruments across market capitalization 		Nifty 500 TRI	
Mahindra Manulife Small Cap Fund (Small Cap Fund- An open ended equity scheme predominantly investing in small cap stocks)	<ul style="list-style-type: none"> ● Long term capital appreciation. ● Investment predominantly in equity and equity related securities of small cap companies. 		BSE 250 Small Cap TRI	
Mahindra Manulife Business Cycle Fund (An open ended equity scheme following business cycles based investing theme)	<ul style="list-style-type: none"> ● Long term capital appreciation. ● Investment predominantly in equity and equity related instruments of business cycle based theme. 		NIFTY 500 TRI	
Mahindra Manulife Manufacturing Fund (An open-ended equity scheme following manufacturing theme)	<ul style="list-style-type: none"> ● Long term capital appreciation. ● Investment in equity and equity-related securities of companies engaged in manufacturing theme. 		BSE India Manufacturing TRI	
Mahindra Manulife Asia Pacific REITs FOF (An open ended fund of fund scheme investing in Manulife Global Fund - Asia Pacific REIT Fund)	<ul style="list-style-type: none"> ● Capital appreciation over long term ● Investments in units of Manulife Global Fund - Asia Pacific REIT Fund 		FTSE EPRA Nareit Asia ex Japan REITs Index	

*Investors should consult their financial advisers if in doubt about whether the product is suitable for them.

Scheme Name and Type	Product Suitability	Scheme Riskmeters	Scheme Benchmark	Benchmark Riskmeters
	This Product is Suitable for investors who are seeking*			
Mahindra Manulife Equity Savings Fund (An open ended scheme investing in equity, arbitrage and debt)	<ul style="list-style-type: none"> Long term capital appreciation and generation of income Investment in equity and equity related instruments, arbitrage opportunities and debt and money market instruments. 	 <p>Investors understand that their principal will be at moderately high risk</p>	Nifty Equity Savings TRI	
Mahindra Manulife Aggressive Hybrid Fund (An open ended hybrid scheme investing predominantly in equity and equity related instruments)	<ul style="list-style-type: none"> Long term capital appreciation and generation of income; Investment in equity and equity related instruments and debt and money market instruments 	 <p>Investors understand that their principal will be at very high risk</p>	CRISIL Hybrid 35+65 Aggressive Index	
Mahindra Manulife Balanced Advantage Fund (An open ended dynamic asset allocation fund)	<ul style="list-style-type: none"> Capital Appreciation while generating income over medium to long term; Investments in a dynamically managed portfolio of equity and equity related instruments and debt and money market instruments. 	 <p>Investors understand that their principal will be at very high risk</p>	Nifty 50 Hybrid Composite Debt 50: 50 Index TRI	
Mahindra Manulife Multi Asset Allocation Fund (An open ended scheme investing in Equity, Debt, Gold/Silver Exchange Traded Funds (ETFs) and Exchange Traded Commodity Derivatives)	<ul style="list-style-type: none"> Capital Appreciation while generating income over long term. Investments across equity and equity related instruments, debt and money market instruments, units of Gold/Silver Exchange Traded Funds (ETFs) and Exchange Traded Commodity Derivatives. 	 <p>Investors understand that their principal will be at high risk</p>	45% NIFTY 500 TRI + 40% CRISIL Composite Bond Index + 10% Domestic Price of Physical Gold + 5% Domestic Price of Silver	
Mahindra Manulife Arbitrage Fund (An open ended scheme investing in arbitrage opportunities)	<ul style="list-style-type: none"> Income over short term. Income through arbitrage opportunities between cash and derivative market and arbitrage opportunities within the derivative segment. 	 <p>Investors understand that their principal will be at low risk</p>	Nifty 50 Arbitrage TRI	
Mahindra Manulife Liquid Fund (An open ended liquid scheme. A relatively low interest rate risk and moderate credit risk)	<ul style="list-style-type: none"> Regular income over short term Investment in money market and debt instruments 	 <p>Investors understand that their principal will be at moderate risk</p>	CRISIL Liquid Debt A-I Index	
Mahindra Manulife Low Duration Fund (An open ended low duration debt scheme investing in instruments such that the Macaulay duration of the Portfolio is between 6 months and 12 months (please refer to page no. 19 of SID). A relatively low interest rate risk and moderate credit risk)	<ul style="list-style-type: none"> Regular Income over short term. Investment in debt and money market instruments. 	 <p>Investors understand that their principal will be at moderate risk</p>	CRISIL Low Duration Debt A-I Index	
Mahindra Manulife Dynamic Bond Fund (An open ended dynamic debt scheme investing across duration. A relatively high interest rate risk and moderate credit risk)	<ul style="list-style-type: none"> To generate regular returns and capital appreciation through active management of portfolio. Investments in debt & money market instruments across duration. 	 <p>Investors understand that their principal will be at moderate risk</p>	CRISIL Dynamic Bond A-III Index	
Mahindra Manulife Overnight Fund (An open ended debt scheme investing in overnight securities. A relatively low interest rate risk and relatively low credit risk)	<ul style="list-style-type: none"> To generate reasonable returns with high levels of safety and convenience of liquidity over short term To invest in debt and money market instruments having maturity of upto 1 business day 	 <p>Investors understand that their principal will be at low risk</p>	CRISIL Liquid Overnight Index	
Mahindra Manulife Ultra Short Duration Fund (An open ended ultra-short term debt scheme investing in instruments such that the Macaulay duration of the portfolio is between 3 to 6 months (please refer to page no. 18 of SID). A relatively low interest rate risk and moderate credit risk)	<ul style="list-style-type: none"> Regular Income over short term. Investment in a portfolio of short term debt and money market instruments. 	 <p>Investors understand that their principal will be at low to moderate risk</p>	CRISIL Ultra Short Duration Debt A-I Index	
Mahindra Manulife Short Duration Fund (An open ended short term debt scheme investing in instruments such that the Macaulay duration of the portfolio is between 1 year and 3 years (please refer to page no. 19 of SID). A moderate interest rate risk and moderate credit risk)	<ul style="list-style-type: none"> Income over short to medium term. Investment in debt and money market instruments. 	 <p>Investors understand that their principal will be at moderate risk</p>	CRISIL Short Duration Debt A-II Index	

*Investors should consult their financial advisers if in doubt about whether the product is suitable for them.

Potential Risk Class Matrix for Debt scheme(s) of the fund

Pursuant to Clause 17.5 of the SEBI Master Circular SEBI/HO/IMD/IMD-PoD-1/P/CIR/2024/90 dated June 27, 2024 Potential Risk Class ('PRC') Matrix for debt schemes based on Interest Rate Risk and Credit Risk is as follows:

Mahindra Manulife Overnight Fund

(An open ended debt scheme investing in overnight securities. A relatively low interest rate risk and relatively low credit risk.)

Potential Risk Class Matrix (Maximum risk the Scheme can take)			
Credit Risk →	Relatively Low (Class A)	Moderate (Class B)	Relatively High (Class C)
Interest Rate Risk ↓			
Relatively Low (Class I)	A-I		
Moderate (Class II)			
Relatively High (Class III)			

Mahindra Manulife Liquid Fund

(An open ended liquid scheme. A relatively low interest rate risk and moderate credit risk.)

Potential Risk Class Matrix (Maximum risk the Scheme can take)			
Credit Risk →	Relatively Low (Class A)	Moderate (Class B)	Relatively High (Class C)
Interest Rate Risk ↓			
Relatively Low (Class I)		B-I	
Moderate (Class II)			
Relatively High (Class III)			

Mahindra Manulife Ultra Short Duration Fund

(An open ended ultra-short term debt scheme investing in instruments such that the Macaulay duration of the portfolio is between 3 to 6 months (please refer to page no. 18 of SID). A relatively low interest rate risk and moderate credit risk.)

Potential Risk Class Matrix (Maximum risk the Scheme can take)			
Credit Risk →	Relatively Low (Class A)	Moderate (Class B)	Relatively High (Class C)
Interest Rate Risk ↓			
Relatively Low (Class I)		B-I	
Moderate (Class II)			
Relatively High (Class III)			

Mahindra Manulife Low Duration Fund

(An open ended low duration debt scheme investing in instruments such that the Macaulay duration of the Portfolio is between 6 months and 12 months (please refer to page no. 19 of SID). A relatively low interest rate risk and moderate credit risk.)

Potential Risk Class Matrix (Maximum risk the Scheme can take)			
Credit Risk →	Relatively Low (Class A)	Moderate (Class B)	Relatively High (Class C)
Interest Rate Risk ↓			
Relatively Low (Class I)		B-I	
Moderate (Class II)			
Relatively High (Class III)			

Mahindra Manulife Short Duration Fund

(An open ended short term debt scheme investing in instruments such that the Macaulay duration of the portfolio is between 1 year and 3 years (please refer to page no. 19 of SID). A moderate interest rate risk and moderate credit risk.)

Potential Risk Class Matrix (Maximum risk the Scheme can take)			
Credit Risk →	Relatively Low (Class A)	Moderate (Class B)	Relatively High (Class C)
Interest Rate Risk ↓			
Relatively Low (Class I)			
Moderate (Class II)		B-II	
Relatively High (Class III)			

Mahindra Manulife Dynamic Bond Fund

(An open ended dynamic debt scheme investing across duration. A relatively high interest rate risk and moderate credit risk.)

Potential Risk Class Matrix (Maximum risk the Scheme can take)			
Credit Risk →	Relatively Low (Class A)	Moderate (Class B)	Relatively High (Class C)
Interest Rate Risk ↓			
Relatively Low (Class I)			
Moderate (Class II)			
Relatively High (Class III)		B-III	

Fund Performance as on July 31, 2024

Mahindra Manulife ELSS Tax Saver Fund Managed by Ms. Fatema Pacha & Mr. Manish Lodha	CAGR Returns (%)				Value of Investment of ₹ 10,000*				NAV / Index Value (as on July 31, 2024)
	1 Year	3 Years	5 Years	Since Inception	1 Year (₹)	3 Years (₹)	5 Years (₹)	Since Inception	
Regular Plan - Growth Option	33.21	18.90	21.78	14.66	13,331	16,825	26,819	29,015	29.0147
Direct Plan - Growth Option	35.34	20.89	23.83	16.80	13,545	17,687	29,147	33,524	33.5235
Nifty 500 TRI [^]	39.15	21.05	22.32	17.09	13,928	17,755	27,411	34,172	37,066.08
Nifty 50 TRI ^{^^}	27.76	17.86	18.90	15.93	12,784	16,387	23,784	31,621	36,959.48

[^]Benchmark ^{^^}Additional Benchmark. CAGR - Compounded Annual Growth Rate. Inception/Allotment date: 18-Oct-16. **Past performance may or may not be sustained in future and should not be used as a basis of comparison with other investments.** Since inception returns of the scheme is calculated on face value of Rs. 10 invested at inception. The performance details provided above are of Growth Option under Regular and Direct Plan. Different Plans i.e Regular Plan and Direct Plan under the scheme has different expense structure. Ms. Fatema Pacha is managing this scheme since October 16, 2020. Mr. Manish Lodha is managing this scheme since December 21,2020. *Based on standard investment of Rs. 10,000 made at the beginning of the relevant period.

Mahindra Manulife Multi Cap Fund Managed by Mr. Manish Lodha & Ms. Fatema Pacha	CAGR Returns (%)				Value of Investment of ₹ 10,000*				NAV / Index Value (as on July 31, 2024)
	1 Year	3 Years	5 Years	Since Inception	1 Year (₹)	3 Years (₹)	5 Years (₹)	Since Inception	
Regular Plan - Growth Option	47.46	23.62	27.79	19.24	14,762	18,914	34,127	35,664	35.6643
Direct Plan - Growth Option	49.71	25.72	29.98	21.49	14,988	19,897	37,154	40,829	40.8287
Nifty 500 Multicap 50:25:25 TRI [^]	45.17	23.22	25.91	17.53	14,531	18,729	31,680	32,137	21,237.20
Nifty 50 TRI ^{^^}	27.76	17.86	18.90	15.87	12,784	16,387	23,784	29,001	36,959.48

[^]Benchmark ^{^^}Additional Benchmark. CAGR - Compounded Annual Growth Rate. Inception/Allotment date: 11-May-17. **Past performance may or may not be sustained in future and should not be used as a basis of comparison with other investments.** Since inception returns of the scheme is calculated on face value of Rs. 10 invested at inception. The performance details provided above are of Growth Option under Regular and Direct Plan. Different Plans i.e Regular Plan and Direct Plan under the scheme has different expense structure. Mr. Manish Lodha is managing this fund since December 21, 2020. Ms. Fatema Pacha is managing this scheme since October 16, 2020. *Based on standard investment of Rs. 10,000 made at the beginning of the relevant period.

Mahindra Manulife Mid Cap Fund Managed by Mr. Abhinav Khandelwal & Mr. Manish Lodha	CAGR Returns (%)				Value of Investment of ₹ 10,000*				NAV / Index Value (as on July 31, 2024)
	1 Year	3 Years	5 Years	Since Inception	1 Year (₹)	3 Years (₹)	5 Years (₹)	Since Inception	
Regular Plan - Growth Option	61.97	27.89	31.34	20.99	16,218	20,944	39,134	34,537	34.5374
Direct Plan - Growth Option	64.41	29.97	33.47	23.06	16,463	21,984	42,420	38,553	38.5530
Nifty Midcap 150 TRI [^]	55.35	28.60	31.54	19.64	15,553	21,296	39,443	32,096	27,590.73
Nifty 50 TRI ^{^^}	27.76	17.86	18.90	14.76	12,784	16,387	23,784	24,484	36,959.48

[^]Benchmark ^{^^}Additional Benchmark. CAGR - Compounded Annual Growth Rate. Inception/Allotment date: 30-Jan-18. **Past performance may or may not be sustained in future and should not be used as a basis of comparison with other investments.** Since inception returns of the scheme is calculated on face value of Rs. 10 invested at inception. The performance details provided above are of Growth Option under Regular and Direct Plan. Different Plans i.e Regular Plan and Direct Plan under the scheme has different expense structure. *Based on standard investment of Rs. 10,000 made at the beginning of the relevant period. Mr. Abhinav Khandelwal is managing this fund since February 1, 2022. Mr. Manish Lodha is managing this fund since December 21, 2020.

Mahindra Manulife Consumption Fund Managed by Mr. Abhinav Khandelwal & Ms. Fatema Pacha	CAGR Returns (%)				Value of Investment of ₹ 10,000*				NAV / Index Value (as on July 31, 2024)
	1 Year	3 Years	5 Years	Since Inception	1 Year (₹)	3 Years (₹)	5 Years (₹)	Since Inception	
Regular Plan - Growth Option	41.70	22.04	20.78	16.34	14,184	18,195	25,731	23,764	23.7642
Direct Plan - Growth Option	44.08	24.05	22.80	18.35	14,423	19,112	27,955	26,197	26.1974
Nifty India Consumption TRI [^]	41.73	24.04	22.67	18.77	14,187	19,109	27,807	26,736	14,745.13
Nifty 50 TRI ^{^^}	27.76	17.86	18.90	17.56	12,784	16,387	23,784	25,225	36,959.48

[^]Benchmark ^{^^}Additional Benchmark. CAGR - Compounded Annual Growth Rate. Inception/Allotment date: 13-Nov-18. **Past performance may or may not be sustained in future and should not be used as a basis of comparison with other investments.** Since inception returns of the scheme is calculated on face value of Rs. 10 invested at inception. The performance details provided above are of Growth Option under Regular and Direct Plan. Different Plans i.e Regular Plan and Direct Plan under the scheme has different expense structure. Mr. Abhinav Khandelwal is managing this scheme since April 1, 2022. Ms. Fatema Pacha is managing this scheme since December 21, 2020. *Based on standard investment of Rs. 10,000 made at the beginning of the relevant period.

Mahindra Manulife Large Cap Fund Managed by Ms. Fatema Pacha & Mr. Abhinav Khandelwal	CAGR Returns (%)				Value of Investment of ₹ 10,000*				NAV / Index Value (as on July 31, 2024)
	1 Year	3 Years	5 Years	Since Inception	1 Year (₹)	3 Years (₹)	5 Years (₹)	Since Inception	
Regular Plan - Growth Option	34.36	17.88	19.29	17.27	13,447	16,394	24,177	23,571	23.5708
Direct Plan - Growth Option	36.60	20.00	21.47	19.44	13,672	17,299	26,478	26,021	26.0213
Nifty 100 TRI [^]	33.59	18.76	19.62	17.54	13,370	16,766	24,513	23,874	35,244.62
BSE Sensex TRI ^{^^}	24.38	17.24	18.26	16.71	12,445	16,131	23,147	22,975	1,26,295.60

[^]Benchmark ^{^^}Additional Benchmark. CAGR - Compounded Annual Growth Rate. Inception/Allotment date: 15-Mar-2019. **Past performance may or may not be sustained in future and should not be used as a basis of comparison with other investments.** Since inception returns of the scheme is calculated on face value of Rs. 10 invested at inception. The performance details provided above are of Growth Option under Regular and Direct Plan. Different Plans i.e Regular Plan and Direct Plan under the scheme has different expense structure. Ms. Fatema Pacha is managing this scheme since December 21, 2020 Mr. Abhinav Khandelwal is managing this scheme since March 1, 2022. *Based on standard investment of Rs. 10,000 made at the beginning of the relevant period.

Fund Performance as on July 31, 2024

Mahindra Manulife Large & Mid Cap Fund Managed by Mr. Manish Lodha & Mr. Abhinav Khandelwal	CAGR Returns (%)			Value of Investment of ₹ 10,000*			NAV / Index Value (as on July 31, 2024)
	1 Year	3 Years	Since Inception	1 Year (₹)	3 Years (₹)	Since Inception	
Regular Plan - Growth Option	39.95	21.85	24.82	14,008	18,112	27,657	27.6568
Direct Plan - Growth Option	42.20	24.05	27.09	14,234	19,112	30,040	30.0396
Nifty Large Midcap 250 TRI [^]	44.31	23.72	25.54	14,445	18,961	28,397	21,122.12
Nifty 50 TRI ^{^^}	27.76	17.86	18.14	12,784	16,387	21,488	36,959.48

[^]Benchmark ^{^^}Additional Benchmark. CAGR - Compounded Annual Growth Rate. Inception/Allotment date: 30-Dec-19. Past performance may or may not be sustained in future and should not be used as a basis of comparison with other investments. Since inception returns of the scheme is calculated on face value of Rs. 10 invested at inception. The performance details provided above are of Growth Option under Regular and Direct Plan. Different Plans i.e Regular Plan and Direct Plan under the scheme has different expense structure. *Based on standard investment of Rs. 10,000 made at the beginning of the relevant period. Mr. Manish Lodha is managing this scheme since December 21, 2020. Mr. Abhinav Khandelwal is managing this scheme since February 1, 2022.

Mahindra Manulife Focused Fund Managed by Mr. Krishna Sanghavi & Ms. Fatema Pacha	CAGR Returns (%)			Value of Investment of ₹ 10,000*			NAV / Index Value (as on July 31, 2024)
	1 Year	3 Years	Since Inception	1 Year (₹)	3 Years (₹)	Since Inception	
Regular Plan - Growth Option	50.77	25.60	31.48	15,094	19,839	27,560	27.5598
Direct Plan - Growth Option	53.32	28.04	34.09	15,350	21,021	29,640	29.6400
Nifty 500 TRI [^]	39.15	21.05	25.55	13,928	17,755	23,228	37,066.08
Nifty 50 TRI ^{^^}	27.76	17.86	20.97	12,784	16,387	20,243	36,959.48

[^]Benchmark ^{^^}Additional Benchmark. CAGR - Compounded Annual Growth Rate. Inception/Allotment date: 17-Nov-20. Past performance may or may not be sustained in future and should not be used as a basis of comparison with other investments. Since inception returns of the scheme is calculated on face value of Rs. 10 invested at inception. The performance details provided above are of Growth Option under Regular and Direct Plan. Different Plans i.e Regular Plan and Direct Plan under the scheme has different expense structure. *Based on standard investment of Rs. 10,000 made at the beginning of the relevant period. Ms. Fatema Pacha is managing this scheme since December 21, 2020.

Mahindra Manulife Flexi Cap Fund Managed by Ms. Fatema Pacha & Mr. Manish Lodha	CAGR Returns (%)		Value of Investment of ₹ 10,000*		NAV / Index Value (as on July 31, 2024)
	1 Year	Since Inception	1 Year (₹)	Since Inception	
Regular Plan - Growth Option	37.11	18.57	13,723	16,499	16.4993
Direct Plan - Growth Option	39.49	20.85	13,962	17,450	17.4502
Nifty 500 TRI [^]	39.15	20.75	13,928	17,405	37,066.08
Nifty 50 TRI ^{^^}	27.76	16.46	12,784	15,650	36,959.48

[^]Benchmark ^{^^}Additional Benchmark. CAGR - Compounded Annual Growth Rate. Inception/Allotment date: 23-Aug-21. Past performance may or may not be sustained in future and should not be used as a basis of comparison with other investments. Since inception returns of the scheme is calculated on face value of Rs. 10 invested at inception. The performance details provided above are of Growth Option under Regular and Direct Plan. Different Plans i.e Regular Plan and Direct Plan under the scheme has different expense structure. *Based on standard investment of Rs. 10,000 made at the beginning of the relevant period.

Mahindra Manulife Small Cap Fund Managed by Mr. Abhinav Khandelwal & Mr. Manish Lodha	CAGR Returns (%)		Value of Investment of ₹ 10,000*		NAV / Index Value (as on July 31, 2024)
	1 Year	Since Inception	1 Year (₹)	Since Inception	
Regular Plan - Growth Option	64.23	55.30	16,446	20,543	20.5431
Direct Plan - Growth Option	66.98	58.02	16,721	21,135	21.1354
BSE 250 Small Cap TRI [^]	54.26	44.54	15,445	18,268	8,936.52
Nifty 50 TRI ^{^^}	27.76	21.45	12,784	13,742	36,959.48

[^]Benchmark ^{^^}Additional Benchmark. Inception/Allotment date: 12-Dec-22. Past performance may or may not be sustained in future and should not be used as a basis of comparison with other investments. Since inception returns of the scheme is calculated on face value of Rs. 10 invested at inception. The performance details provided above are of Growth Option under Regular and Direct Plan. Different Plans i.e Regular Plan and Direct Plan under the scheme has different expense structure. *Based on standard investment of Rs. 10,000 made at the beginning of the relevant period.

Mahindra Manulife Asia Pacific REIT FoE Managed by Mr. Pranav Patel [§] & Mr. Amit Garg	CAGR Returns (%)		Value of Investment of ₹ 10,000*		NAV / Index Value (as on July 31, 2024)
	1 Year	Since Inception	1 Year (₹)	Since Inception	
Regular Plan - Growth Option	-6.46	-7.20	9,352	8,125	8.1247
Direct Plan - Growth Option	-5.58	-6.27	9,440	8,352	8.3524
FTSE EPRA Nareit Asia ex Japan REITs Index [^]	-3.91	-2.18	9,608	9,407	2,49,377.22
Nifty 50 TRI ^{^^}	27.76	13.22	12,784	14,125	36,959.48

[^]Benchmark ^{^^}Additional Benchmark. CAGR - Compounded Annual Growth Rate. Inception/Allotment date: 20-Oct-21. Past performance may or may not be sustained in future and should not be used as a basis of comparison with other investments. Since inception returns of the scheme is calculated on face value of Rs. 10 invested at inception. The performance details provided above are of Growth Option under Regular and Direct Plan. Different Plans i.e Regular Plan and Direct Plan under the scheme has different expense structure. *Based on standard investment of Rs. 10,000 made at the beginning of the relevant period. Mr. Pranav Patel is managing this fund since January 05, 2024. Mr. Amit Garg is managing the scheme since October 20, 2021. [§]Dedicated Fund Manager for Overseas Investments.

Fund Performance as on July 31, 2024

Mahindra Manulife Equity Savings Fund Managed by Mr. Manish Lodha (Equity), Mr. Renjith Sivaram (Equity), Mr. Rahul Pal (Debt) & Mr. Pranav Patel ⁶	CAGR Returns (%)				Value of Investment of ₹ 10,000*				NAV / Index Value (as on July 31, 2024)
	1 Year	3 Years	5 Years	Since Inception	1 Year (₹)	3 Years (₹)	5 Years (₹)	Since Inception	
Regular Plan - Growth Option	17.46	10.42	12.27	9.63	11,751	13,472	17,847	19,931	19.9306
Direct Plan - Growth Option	19.43	12.39	14.21	11.68	11,949	14,206	19,444	22,893	22.8926
Nifty Equity Savings TRI ^A	14.78	10.18	10.83	10.01	11,482	13,382	16,734	20,453	5,949.18
CRISIL 10 Yr Gilt Index ^{AA}	8.33	4.89	4.91	5.25	10,835	11,544	12,714	14,677	4,695.68

^ABenchmark ^{AA}Additional Benchmark. CAGR - Compounded Annual Growth Rate. Inception/Allotment date: 1-Feb-17. **Past performance may or may not be sustained in future and should not be used as a basis of comparison with other investments.** Since inception returns of the scheme is calculated on face value of Rs. 10 invested at inception. The performance details provided above are of Growth Option under Regular and Direct Plan. Different Plans i.e Regular Plan and Direct Plan under the scheme has different expense structure. ^BBased on standard investment of Rs. 10,000 made at the beginning of the relevant period. Mr. Manish Lodha is managing this fund since December 21, 2020. Mr. Renjith Sivaram is managing this fund since July 03, 2023. Mr. Pranav Patel is managing this fund since January 05, 2024. ⁶Dedicated Fund Manager for Overseas Investments.

Mahindra Manulife Aggressive Hybrid Fund Managed by Ms. Fatema Pacha (Equity), Mr. Manish Lodha (Equity), Mr. Rahul Pal (Debt) & Mr. Amit Garg (Debt)	CAGR Returns (%)				Value of Investment of ₹ 10,000*				NAV / Index Value (as on July 31, 2024)
	1 Year	3 Years	5 Years	Since Inception	1 Year (₹)	3 Years (₹)	5 Years (₹)	Since Inception	
Regular Plan - Growth Option	35.41	19.04	21.56	21.33	13,553	16,883	26,575	26,486	26.4858
Direct Plan - Growth Option	37.68	21.25	23.82	23.59	13,780	17,843	29,143	29,066	29.0657
CRISIL Hybrid 35+65 Aggressive Index ^A	26.26	15.36	16.75	16.25	12,634	15,363	21,708	21,357	20,228.33
Nifty 50 TRI ^{AA}	27.76	17.86	18.90	18.16	12,784	16,387	23,784	23,179	36,959.48

^ABenchmark ^{AA}Additional Benchmark. CAGR - Compounded Annual Growth Rate. Inception/Allotment date: 19-Jul-19. **Past performance may or may not be sustained in future and should not be used as a basis of comparison with other investments.** Since inception returns of the scheme is calculated on face value of Rs. 10 invested at inception. The performance details provided above are of Growth Option under Regular and Direct Plan. Different Plans i.e Regular Plan and Direct Plan under the scheme has different expense structure. ^BBased on standard investment of Rs. 10,000 made at the beginning of the relevant period. Ms. Fatema Pacha is managing this scheme since October 16, 2020. Mr. Manish Lodha is managing this fund since December 21, 2020. Mr. Amit Garg is managing the scheme since May 02, 2024.

Mahindra Manulife Balanced Advantage Fund Managed by Mr. Manish Lodha (Equity), Ms. Fatema Pacha (Equity) & Mr. Rahul Pal (Debt)	CAGR Returns (%)		Value of Investment of ₹ 10,000*		NAV / Index Value (as on July 31, 2024)
	1 Year	Since Inception	1 Year (₹)	Since Inception	
Regular Plan - Growth Option	27.22	14.33	12,731	14,140	14.1403
Direct Plan - Growth Option	29.41	16.44	12,950	14,824	14.8236
Nifty 50 Hybrid Composite Debt 50: 50 Index TRI ^A	17.68	11.50	11,773	13,250	15,452.63
Nifty 50 TRI ^{AA}	27.76	16.87	12,784	14,967	36,959.48

^ABenchmark ^{AA}Additional Benchmark. CAGR - Compounded Annual Growth Rate. Inception/Allotment date: 30-Dec-21. **Past performance may or may not be sustained in future and should not be used as a basis of comparison with other investments.** Since inception returns of the scheme is calculated on face value of Rs. 10 invested at inception. The performance details provided above are of Growth Option under Regular and Direct Plan. Different Plans i.e Regular Plan and Direct Plan under the scheme has different expense structure. ^BBased on standard investment of Rs. 10,000 made at the beginning of the relevant period.

Mahindra Manulife Arbitrage Fund Managed by Mr. Abhinav Khandelwal (Equity) & Mr. Manish Lodha (Equity); Mr. Rahul Pal (Debt)	CAGR Returns (%)			Value of Investment of ₹ 10,000*			NAV / Index Value (as on July 31, 2024)
	1 Year	3 Years	Since Inception	1 Year (₹)	3 Years (₹)	Since Inception	
Regular Plan - Growth Option	6.33	4.52	4.16	10,635	11,422	11,742	11.7420
Direct Plan - Growth Option	7.18	5.39	5.03	10,720	11,709	12,133	12.1329
Nifty 50 Arbitrage ^A	7.88	5.95	5.56	10,790	11,896	12,374	2,355.46
CRISIL 1 Yr T-Bill Index ^{AA}	7.36	5.58	5.16	10,738	11,774	12,191	7,280.87

^ABenchmark ^{AA}Additional Benchmark. CAGR - Compounded Annual Growth Rate. Inception/Allotment date: 24-Aug-20. **Past performance may or may not be sustained in future and should not be used as a basis of comparison with other investments.** Since inception returns of the scheme is calculated on face value of Rs. 10 invested at inception. The performance details provided above are of Growth Option under Regular and Direct Plan. Different Plans i.e Regular Plan and Direct Plan under the scheme has different expense structure. ^BBased on standard investment of Rs. 10,000 made at the beginning of the relevant period. Mr. Abhinav Khandelwal is managing this scheme since April 1, 2022. Mr. Manish Lodha is managing this fund since December 21, 2020.

Mahindra Manulife Liquid Fund Managed by Mr. Rahul Pal and Mr. Amit Garg	Simple Annualised Returns (%)			CAGR Returns (%)				Value of Investment of ₹ 10,000*				NAV / Index Value (as on July 31, 2024)
	7 Days	15 Days	30 days	1 Year	3 Years	5 Years	Since Inception	1 Year (₹)	3 Years (₹)	5 Years (₹)	Since Inception	
Regular Plan - Growth Option	6.80	6.87	6.97	7.30	5.87	5.24	5.95	10,732	11,870	12,915	15,952	1,595.1823
Direct Plan - Growth Option	6.91	6.98	7.08	7.42	5.99	5.36	6.08	10,744	11,909	12,986	16,107	1,610.6504
CRISIL Liquid Debt A-I Index ^A	6.74	6.85	6.94	7.32	5.96	5.29	5.90	10,734	11,898	12,946	15,895	4,063.48
CRISIL 1 Yr T-Bill Index ^{AA}	8.83	9.74	8.58	7.36	5.59	5.55	6.03	10,738	11,773	13,106	16,048	7,280.87

^ABenchmark ^{AA}Additional Benchmark. CAGR - Compounded Annual Growth Rate. Inception/Allotment date: 04-Jul-16. **Past performance may or may not be sustained in future and should not be used as a basis of comparison with other investments.** Since inception returns of the scheme is calculated on face value of Rs. 1,000 invested at inception. The performance details provided above are of Growth Option under Regular and Direct Plan. Different Plans i.e Regular Plan and Direct Plan under the scheme has different expense structure. ^BBased on standard investment of Rs. 10,000 made at the beginning of the relevant period. Mr. Amit Garg is managing the scheme since June 8, 2020.

Fund Performance as on July 31, 2024

Mahindra Manulife Low Duration Fund Managed by Mr. Rahul Pal	CAGR Returns (%)				Value of Investment of ₹ 10,000*				NAV / Index Value (as on July 31, 2024)
	1 Year	3 Years	5 Years	Since Inception	1 Year (₹)	3 Years (₹)	5 Years (₹)	Since Inception	
Regular Plan - Growth Option	6.88	5.27	5.40	5.87	10,690	11,668	13,012	15,307	1,530.7433
Direct Plan - Growth Option	7.72	6.10	6.25	6.77	10,774	11,948	13,543	16,301	1,630.1341
CRISIL Low Duration Debt A-I Index [^]	7.47	5.97	6.10	6.58	10,750	11,903	13,447	16,085	7,488.18
CRISIL 1 Yr T-Bill Index ^{^^}	7.36	5.58	5.55	5.95	10,738	11,774	13,106	15,386	7,280.87

[^]Benchmark ^{^^}Additional Benchmark. CAGR - Compounded Annual Growth Rate. Inception/Allotment date: 15-Feb-17. Past performance may or may not be sustained in future and should not be used as a basis of comparison with other investments. Since inception returns of the scheme is calculated on face value of Rs. 1,000 invested at inception. The performance details provided above are of Growth Option under Regular and Direct Plan. Different Plans i.e Regular Plan and Direct Plan under the scheme has different expense structure. *Based on standard investment of Rs. 10,000 made at the beginning of the relevant period.

Mahindra Manulife Dynamic Bond Fund Managed by Mr. Rahul Pal	CAGR Returns (%)				Value of Investment of ₹ 10,000*				NAV / Index Value (as on July 31, 2024)
	1 Year	3 Years	5 Years	Since Inception	1 Year (₹)	3 Years (₹)	5 Years (₹)	Since Inception	
Regular Plan - Growth Option	7.61	4.40	4.61	4.97	10,764	11,381	12,528	13,345	13.3453
Direct Plan - Growth Option	8.89	5.57	5.78	6.14	10,891	11,769	13,245	14,257	14.2567
CRISIL Dynamic Bond A-III Index [^]	7.99	5.62	6.75	7.80	10,801	11,785	13,866	15,639	5,417.42
CRISIL 10 Yr Gilt Index ^{^^}	8.33	4.89	4.91	6.85	10,835	11,544	12,714	14,831	4,695.68

[^]Benchmark ^{^^}Additional Benchmark. CAGR - Compounded Annual Growth Rate. Inception/Allotment date: 20-Aug-18. Past performance may or may not be sustained in future and should not be used as a basis of comparison with other investments. Since inception returns of the scheme is calculated on face value of Rs. 1,000 invested at inception. The performance details provided above are of Growth Option under Regular and Direct Plan. Different Plans i.e Regular Plan and Direct Plan under the scheme has different expense structure. *Based on standard investment of Rs. 10,000 made at the beginning of the relevant period.

Mahindra Manulife Overnight Fund Managed by Mr. Rahul Pal and Mr. Amit Garg	Simple Annualised Returns (%)			CAGR Returns (%)				Value of Investment of ₹ 10,000*				NAV / Index Value (as on July 31, 2024)
	7 Days	15 Days	30 days	1 Year	3 Years	5 Years	Since Inception	1 Year (₹)	3 Years (₹)	5 Years (₹)	Since Inception	
Regular Plan - Growth Option	6.26	6.32	6.29	6.69	5.46	4.70	4.71	10,671	11,732	12,585	12,601	1,260.1349
Direct Plan - Growth Option	6.36	6.42	6.39	6.80	5.57	4.81	4.81	10,682	11,767	12,649	12,666	1,266.5628
CRISIL Liquid Overnight Index [^]	6.40	6.46	6.43	6.84	5.62	4.86	4.86	10,686	11,784	12,679	12,694	3,311.18
CRISIL 1 Yr T-Bill Index ^{^^}	8.83	9.74	8.58	7.36	5.59	5.55	5.56	10,738	11,773	13,106	13,124	7,280.87

[^]Benchmark ^{^^}Additional Benchmark. CAGR - Compounded Annual Growth Rate. Inception/Allotment date: 23-Jul-19. Past performance may or may not be sustained in future and should not be used as a basis of comparison with other investments. Since inception returns of the scheme is calculated on face value of Rs. 1,000 invested at inception. The performance details provided above are of Growth Option under Regular and Direct Plan. Different Plans i.e Regular Plan and Direct Plan under the scheme has different expense structure. *Based on standard investment of Rs. 10,000 made at the beginning of the relevant period. Mr. Amit Garg is managing the scheme since June 8, 2020.

Mahindra Manulife Ultra Short Duration Fund Managed by Mr. Rahul Pal and Mr. Amit Garg	CAGR Returns (%)			Value of Investment of ₹ 10,000*				NAV / Index Value (as on July 31, 2024)
	1 Year	3 Years	Since Inception	1 Year (₹)	3 Years (₹)	Since Inception		
Regular Plan - Growth Option	7.10	5.63	5.44	10,712	11,788	12,891	1,289.1004	
Direct Plan - Growth Option	7.55	6.07	5.89	10,757	11,938	13,154	1,315.3518	
CRISIL Ultra Short Duration Debt A-I Index [^]	7.56	6.16	5.80	10,758	11,968	13,103	7,575.19	
CRISIL 1 Yr T-Bill Index ^{^^}	7.36	5.58	5.45	10,738	11,774	12,895	7,280.87	

[^]Benchmark ^{^^}Additional Benchmark. CAGR - Compounded Annual Growth Rate. Inception/Allotment date: 17-Oct-19. Past performance may or may not be sustained in future and should not be used as a basis of comparison with other investments. Since inception returns of the scheme is calculated on face value of Rs. 1,000 invested at inception. The performance details provided above are of Growth Option under Regular and Direct Plan. Different Plans i.e Regular Plan and Direct Plan under the scheme has different expense structure. *Based on standard investment of Rs. 10,000 made at the beginning of the relevant period. Mr. Amit Garg is managing the scheme since June 8, 2020.

Mahindra Manulife Short Duration Fund Managed by Mr. Rahul Pal & Mr. Pranav Patel [§]	CAGR Returns (%)			Value of Investment of ₹ 10,000*			NAV / Index Value (as on July 31, 2024)
	1 Year	3 Years	Since Inception	1 Year (₹)	3 Years (₹)	Since Inception	
Regular Plan - Growth Option	7.22	5.06	5.11	10,725	11,601	11,867	11.8670
Direct Plan - Growth Option	8.27	6.09	6.13	10,829	11,943	12,266	12.2663
CRISIL Short Duration Debt A-II Index [^]	7.54	5.64	5.74	10,756	11,794	12,116	4,652.73
CRISIL 1 Yr T-Bill Index ^{^^}	7.36	5.58	5.41	10,738	11,774	11,983	7,280.87

[^]Benchmark ^{^^}Additional Benchmark. CAGR - Compounded Annual Growth Rate. Inception/Allotment date: 23-Feb-21. Past performance may or may not be sustained in future and should not be used as a basis of comparison with other investments. Since inception returns of the scheme is calculated on face value of Rs. 10 invested at inception. The performance details provided above are of Growth Option under Regular and Direct Plan. Different Plans i.e Regular Plan and Direct Plan under the scheme has different expense structure. *Based on standard investment of Rs. 10,000 made at the beginning of the relevant period. Mr. Pranav Patel is managing the scheme since January 05, 2024. [§]Dedicated Fund Manager for Overseas Investments.

Mahindra Manulife Business Cycle Fund Managed by Mr. Krishna Sanghavi, Mr. Renjith Sivaram & Mr. Pranav Patel [§]	Simple Annualised Returns (%)		Value of Investment of ₹ 10,000*		NAV / Index Value (as on July 31, 2024)
	6 Months	Since Inception	6 Months (₹)	Since Inception	
Regular Plan - Growth Option	55.82	63.15	12,783	15,606	15.6059
Direct Plan - Growth Option	58.12	66.05	12,898	15,863	15.8634
Nifty 500 TRI [^]	39.16	38.68	11,952	13,433	37,066.08
Nifty 50 TRI ^{^^}	31.52	29.29	11,572	12,600	36,959.48

[^]Benchmark ^{^^}Additional Benchmark. Inception/Allotment date: 11-Sep-23. Past performance may or may not be sustained in future and should not be used as a basis of comparison with other investments. Since inception returns of the scheme is calculated on face value of Rs. 10 invested at inception. The performance details provided above are of Growth Option under Regular and Direct Plan. Different Plans i.e Regular Plan and Direct Plan under the scheme has different expense structure. *Based on standard investment of Rs. 10,000 made at the beginning of the relevant period. Mr. Pranav Patel is managing this fund since January 05, 2024. [§]Dedicated Fund Manager for Overseas Investments. Simple annualized returns have been provided as per the extant guidelines since the scheme has completed 6 months but not 1 year.

Note: The performance data of Mahindra Manulife Multi Asset Allocation Fund has not been provided as the scheme has not completed 6 months since inception. The said Scheme is co-managed by Mr. Renjith Sivaram, Mr. Rahul Pal & Mr. Pranav Patel (Dedicated Fund Manager for Overseas Investments)

Note: The performance data of Mahindra Manulife Manufacturing Fund has not been provided as the scheme has not completed 6 months since inception. The said Scheme is co-managed by Mr. Renjith Sivaram, Mr. Manish Lodha & Mr. Pranav Patel (Dedicated Fund Manager for Overseas Investments)